

# Aptima® Multitest Swab Specimen Collection Kit

## Clinician collection procedure guide



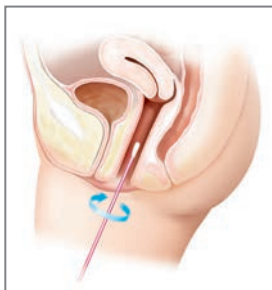
### Collection for vaginal swab specimens



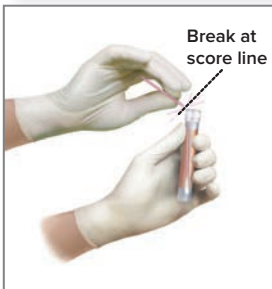
Partially open the swab package and remove the swab. Do not touch the soft tip or lay the swab down. **If the soft tip is touched, laid down, or dropped, discard and get a new Aptima Multitest Swab Specimen Collection Kit.** Hold the swab, placing thumb and forefinger in the middle of the shaft covering the black score line. Do not hold the shaft below the score line.

#### Swab specimen collection guide for:

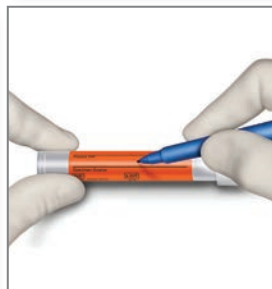
- *Chlamydia trachomatis* (CT)
- *Neisseria gonorrhoeae* (NG)
- *Trichomonas vaginalis* (TV)



Carefully insert the swab into the vagina about 2 inches (5 cm) past the introitus and gently rotate the swab for 10 to 30 seconds. Make sure the swab touches the vaginal walls so that moisture is absorbed by the swab. Withdraw the swab without touching the skin.



While holding the swab in hand, unscrew the tube cap. Do not spill the tube contents. **If the tube contents are spilled, discard and replace with a new Aptima Multitest Swab Specimen Collection Kit.** Immediately place the swab into the transport tube so the black score line is at the top of the tube. Align the score line with the top edge of the tube and carefully break the shaft. The swab will drop to the bottom of the vial. Discard the top portion of the shaft.



Tightly screw the cap onto the tube. When collecting multiple specimens from the same patient, the tube label provides a specimen source field for unique identification for the specimen location.



Hologic provides this collection procedure guide as a general informational tool only; it is not an affirmative instruction or guarantee of performance. It is the sole responsibility of the clinician to read and understand the appropriate package insert and comply with applicable local, state and federal rules and regulations.

hologic.com | diagnostic.solutions@hologic.com | +1.888.484.4747

DS-01552-001 Rev. 003 © 2017 Hologic, Inc. All rights reserved. Hologic, The Science of Sure, Aptima and associated logos are trademarks and/or registered trademarks of Hologic, Inc. and/or its subsidiaries in the United States and/or other countries. This information is intended for medical professionals in the U.S. and other markets and is not intended as a product solicitation or promotion where such activities are prohibited. Because Hologic materials are distributed through websites, eBroadcasts and tradeshows, it is not always possible to control where such materials appear. For specific information on what products are available for sale in a particular country, please contact your Hologic representative or write to [diagnostic.solutions@hologic.com](mailto:diagnostic.solutions@hologic.com).

For more information, contact Laboratory Alliance of Central New York • 315-461-3008  
1304 Buckley Road, Suite 300, Syracuse, N.Y. 13212 • [www.laboratoryalliance.com](http://www.laboratoryalliance.com)