



September 2023

# QuantiFERON<sup>®</sup>-TB Gold Plus (QFT<sup>®</sup>-Plus) Blood Collection Tubes Package Insert

**IVD**

For in vitro diagnostic use

**RX ONLY**

For prescription use only



[www.qiagen.com](http://www.qiagen.com)

**REF**

622536, 622433, 623536, 623433, 622529, 623529



QIAGEN , 19300 Germantown Road, Germantown, MD 20874, US.

Phone: +1-800-426-8157

R10 **MAT**

1132999EN

# Contents

Intended Use .....	3
Kit Contents .....	3
Precautions .....	6
Blood Collection and Hold Time Options .....	7
Direct draw into QFT-Plus Blood Collection Tubes .....	7
Blood collection into a single lithium or sodium-heparin tube and then transfer to QFT-Plus Blood Collection Tubes .....	9
Symbols.....	14
Contact Information .....	15
Document Revision History .....	16

# Intended Use

For use with QuantiFERON®-TB Gold Plus ELISA or LIAISON® QuantiFERON-TB Gold Plus assay.

## Kit Contents

<b>Blood Collection Tubes*</b>		<b>200 tubes</b>	<b>100 tubes</b>	<b>4800 tubes</b>
<b>Catalog no.</b>		<b>622536</b>	<b>622433</b>	<b>622529</b>
QuantiFERON Nil Tube (gray cap, white ring)	Nil	50 tubes	25 tubes	1200 tubes
QuantiFERON TB1 Tube (green cap, white ring)	TB1	50 tubes	25 tubes	1200 tubes
QuantiFERON TB2 Tube (yellow cap, white ring)	TB2	50 tubes	25 tubes	1200 tubes
QuantiFERON Mitogen (purple cap, white ring)	Mitogen	50 tubes	25 tubes	1200 tubes
QFT-Plus Blood Collection Tubes Package Insert	–	1	1	4

\* Not all product configurations are available in every country. Please refer to QIAGEN customer care (details on [www.qiagen.com](http://www.qiagen.com)) for more information on what configurations are available for ordering.

**High Altitude (HA) Blood Collection Tubes  
(for use between 1020 and 1875 meters)\***

<b>Catalog no.</b>		<b>200 tubes</b>	<b>100 tubes</b>	<b>4800 tubes</b>
		<b>623536</b>	<b>623433</b>	<b>623529</b>
QuantiFERON HA Nil Tube (gray cap, yellow ring)	Nil	50 tubes	25 tubes	1200 tubes
QuantiFERON HA TB1 Tube (green cap, yellow ring)	TB1	50 tubes	25 tubes	1200 tubes
QuantiFERON HA TB2 Tube (yellow cap, yellow ring)	TB2	50 tubes	25 tubes	1200 tubes
QuantiFERON HA Mitogen (purple cap, yellow ring)	Mitogen	50 tubes	25 tubes	1200 tubes
QFT-Plus Blood Collection Tubes Package Insert	–	1	1	4

\* Not all product configurations are available in every country. Please refer to QIAGEN customer care (details on [www.qiagen.com](http://www.qiagen.com)) for more information on what configurations are available for ordering.

**Important:** The blood draw volume of a tube is affected by altitude. High Altitude QFT-Plus Blood Collection Tubes have been validated to ensure that the correct volume of blood is collected if you are using the tubes above 1020 m (3350 ft), but below 1875 m (6150 ft). Standard QFT-Plus Blood Collection Tubes should be used between sea level and 810 m (2650 ft).

If using QFT-Plus Blood Collection Tubes outside these altitude ranges, or if low blood draw volume does occur, blood can be collected using alternate collection methods, as described in the instructions below. The blood collection tubes supplied are for use only with the QFT-Plus ELISA or the LIAISON® QuantiFERON-TB Gold Plus assay (REF: 311020 or 311040; please visit [www.qiagen.com](http://www.qiagen.com) to find the country-specific availability of this product), and the following instructions relate solely to the use of QFT-Plus Blood Collection Tubes.

Antigens have been dried onto the inner wall of the QFT-Plus Blood Collection Tubes, so it is essential that the contents of the tubes be thoroughly mixed with the blood. The QFT-Plus tubes must be transferred to a 37°C incubator as soon as possible and within 16 hours of blood collection.


Alternatively, blood may be collected into a single lithium or sodium-heparin tube for storage prior to transfer to QFT-Plus Blood Collection Tubes and incubation. Blood specimens collected in lithium or sodium-heparin tubes can be stored at room temperature (17–25°C) but for no more than 12 hours from the time of collection prior to transfer to QFT-Plus Blood Collection Tubes and subsequent incubation. Blood specimens in lithium or sodium-heparin tubes may also be stored at 2–8°C up to 48 hours prior to transfer to the QFT-Plus Blood Collection Tubes. Refer to section “Blood collection into a single lithium or sodium-heparin tube and then transfer to QFT-Blood Collection Tubes” below.

**Important:** Blood collection tubes (QFT-Plus Blood Collection Tubes for direct draw, or lithium or sodium-heparin tubes when blood is collected into a single lithium or sodium-heparin tube initially) should be at room temperature (17°C to 25°C [62.6–77°F]) at the time of blood collection.

# Precautions

For in vitro diagnostic use only.

When working with chemicals, always wear a suitable lab coat, disposable gloves, and protective goggles. For more information, please consult the appropriate safety data sheets (SDSs) available online in convenient and compact PDF format to view and print at [www.qiagen.com/safety](http://www.qiagen.com/safety).

	<p><b>CAUTION:</b> Handle human blood as if potentially infectious.</p> <p>Observe relevant blood handling guidelines. Dispose of samples and materials in contact with blood or blood products in accordance with federal, state, and local regulations.</p>
--	---

# Blood Collection and Hold Time Options

See Blood Collection Options below (Figures 1–3).

## Direct draw into QFT-Plus Blood Collection Tubes

### 1. Label tubes appropriately.

Make sure each tube (Nil, TB1, TB2 and Mitogen) is identifiable by its label or other means once the cap is removed.

It is recommended to record the time and date of blood collection.

**Important:** QFT-Plus Blood Collection Tubes should be at room temperature 17–25°C (62.6–77°F) at the time of blood collection.

2. For each patient, collect 1 ml of blood by venipuncture directly into each of the QFT-Plus Blood Collection Tubes. This procedure should be performed by a trained phlebotomist.
  - a) As 1 ml tubes draw blood relatively slowly, keep the tube on the needle for 2–3 seconds once the tube appears to have completed filling. This will ensure that the correct volume is drawn.
  - b) The black mark on the side of the tubes indicates the validated range of 0.8 to 1.2 ml. If the level of blood in any tube is outside of the indicator mark, a new blood sample should be obtained. Under- or over-filling of the tubes outside of the 0.8 to 1.2 ml range may lead to erroneous results.
  - c) If a “butterfly needle” is being used to collect blood, a “purge” tube should be used to ensure that the tubing is filled with blood prior to the QFT-Plus Blood Collection tubes being used.
  - d) QFT-Plus Blood Collection Tubes can be used up to an altitude of 2650 feet (810 meters) above sea level. HA QFT-Plus Blood Collection Tubes should be used at altitudes between 3350 and 6150 feet (1020 and 1875 meters).

- e) If using QFT-Plus Blood Collection Tubes outside these altitude ranges between 2650 and 3350 feet (810 and 1020 meters) or above 6150 feet (1875 meters), or if low blood draw volume occurs, users can collect blood with a syringe, and immediately transfer 1 ml to each of the 4 tubes. For safety reasons, this is best performed by removing the syringe needle, ensuring appropriate safety procedures, removing the caps from the 4 QFT-Plus Blood Collection Tubes and adding 1 ml of blood to each (to the black mark on the side of the tube label which indicates the validated range of 0.8 to 1.2 ml). Replace the caps securely and mix as described below. Ensure each tube (Nil, TB1, TB2 and Mitogen) is identifiable by its label or other means once the cap is removed.
3. Immediately after filling the tubes, shake them ten (10) times just firmly enough to make sure the entire inner surface of the tube is coated with blood. This will dissolve antigens on the tube walls.
- Important:** Over vigorous shaking may cause gel disruption and could lead to aberrant results.
4. Following labeling, filling and shaking, the tubes must be transferred to a  $37^{\circ}\text{C} \pm 1^{\circ}\text{C}$  incubator as soon as possible, and within 16 hours of collection. Prior to incubation, maintain tubes at room temperature ( $17\text{--}25^{\circ}\text{C}$  ( $62.6\text{--}77^{\circ}\text{F}$ )). If QFT-Plus Blood Collection Tubes are not incubated at  $37^{\circ}\text{C}$  directly after blood collection and shaking, invert the tubes to mix 10 times prior to incubation at  $37^{\circ}\text{C}$ .
5. Incubate the QFT-Plus Blood Collection Tubes UPRIGHT at  $37^{\circ}\text{C} \pm 1^{\circ}\text{C}$  for 16 to 24 hours. The incubator does not require  $\text{CO}_2$  or humidification.



## Blood collection into a single lithium or sodium-heparin tube and then transfer to QFT-Plus Blood Collection Tubes

- Blood may be collected in a single blood collection tube containing lithium or sodium-heparin as the anticoagulant and then transferred to QFT-Plus Blood Collection Tubes. Only use lithium or sodium-heparin as a blood anticoagulant because other anticoagulants interfere with the assay. Label tubes appropriately.

It is recommended to label the tube with the time and date of the blood collection.

**Important:** Blood collection tubes should be at room temperature 17–25°C (62.6–77°F) at the time of blood collection.

6. Fill a lithium or sodium-heparin blood collection tube (minimum volume 5 ml) and gently mix by inverting the tube several times to dissolve the heparin. This procedure should be performed by a trained phlebotomist.
7. Hold time and temperature options for lithium or sodium-heparin tubes prior to transfer and incubation in QFT-Plus Blood Collection Tubes (See Figures 1–3 Blood Collection Options).

### **Option 1 – Lithium or sodium-Heparin Tube Room Temperature Storage and Handling:**

Blood collected in lithium or sodium-heparin tube must be maintained at room temperature (17–25°C (62.6–77°F) for no more than 12 hours from the time of collection prior to transfer to QFT-Plus tubes and subsequent incubation.

### **Option 2 – Lithium or sodium-Heparin Tube Refrigerated Storage and Handling**

**Important:** Procedural steps 7a–7d must be followed in sequence.

- 7a. Blood drawn into lithium or sodium-heparin tube may be held at room temperature (17–25°C) up to 3 hours after blood collection.
- 7b. Blood drawn into lithium or sodium-heparin tube may be refrigerated (2–8°C) up to 48 hours.
- 7c. After refrigeration, lithium or sodium-heparin tube must equilibrate to room temperature (17–25°C) prior to transfer to QFT-Plus Blood Collection Tubes.

- 7d. Aliquoted QFT-Plus Blood Collection Tubes should be placed in the 37°C incubator within 2 hours of blood transfer.
- 7e. If QFT-Plus Blood Collection Tubes are not incubated at 37°C directly after transfer to QFT-Plus Blood Collection Tubes and shaking, invert the tubes to mix 10 times prior to incubation at 37°C. Total time from blood draw to incubation in QFT-Plus Blood Collection Tubes should not exceed 53 hours.
8. Transfer of blood specimen from a lithium or sodium-heparin tube to QFT-Plus Blood Collection Tubes.

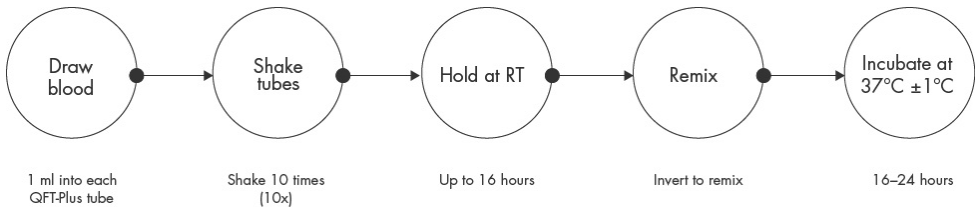
**Important:** QFT-Plus Blood Collection Tubes should be at room temperature (17–25°C [62.6 –77°F]) at the time of blood collection.

- 8a. Label each QFT-Plus Blood Collection Tube appropriately.  
Ensure each tube (Nil, TB1, TB2 and Mitogen) is identifiable by its label or other means once the cap is removed. It is recommended to transfer the recorded time and date of blood collection from the lithium or sodium-heparin tubes to the QFT-Plus Blood Collection Tubes.
- 8b. Samples must be evenly mixed by gentle inversion before dispensing into QFT-Plus Blood Collection Tubes.
- 8c. Dispensing should be performed aseptically, ensuring appropriate safety procedures, removing the caps from the 4 QFT-Plus Blood Collection Tubes and adding 1 ml of blood to each tube. Replace the tube caps securely and mix as described below. Ensure each tube (Nil, TB1, TB2 and Mitogen) is identifiable by its label or other means once the cap is removed.
9. Mix tubes. Immediately after filling the QFT-Plus Blood Collection Tubes, shake them ten (10) times just firmly enough to make sure the entire inner surface of the tube is coated with blood. This will dissolve antigens on tube walls.  
**Note:** Overly vigorous shaking may cause gel disruption and could lead to aberrant results.
10. Following labeling, filling and shaking, the tubes must be transferred to a 37°C ± 1°C incubator within 2 hours. If QFT-Plus Blood Collection Tubes are not incubated at 37°C

directly after blood collection and shaking, invert the tubes to mix 10 times (10x) prior to incubation at 37°C. (See Figures 1–3 for blood collection options.)

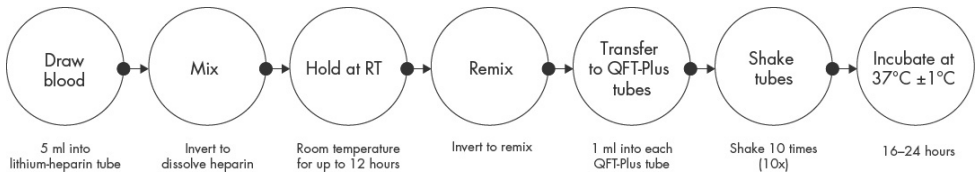
11. Incubate the QFT-Plus Blood Collection Tubes UPRIGHT at 37°C ± 1°C for 16 to 24 hours. The incubator does not require CO<sub>2</sub> or humidification.

### Draw into QFT-Plus Blood Collection Tubes and hold at room temperature



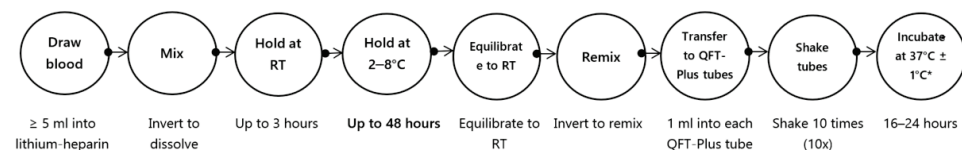
**Figure 1. Blood collection option: Direct draw into QFT-Plus Blood Collection Tubes and hold at room temperature.** The total time from blood draw in QFT-Plus Blood Collection Tubes to 37°C incubation must not exceed 16 hours.

### Draw into lithium or sodium-heparin tube and hold at room temperature



**Figure 2. Blood collection option: Draw into lithium or sodium-heparin tube and hold at room temperature.** The total time from blood draw in lithium or sodium-heparin tube to 37°C incubation must not exceed 12 hours.

## Draw into lithium or sodium-heparin tubes and hold at 2–8°C



\* Aliquoted QFT-Plus Blood Collection Tubes should be placed in a 37°C incubator within 2 hours of blood transfer to QFT-Plus Blood Collection Tubes.

**Figure 3. Blood collection option: Draw into lithium or sodium-heparin tube and hold at 2–8°C.** The total time from blood draw in lithium or sodium-heparin tube to 37°C incubation must not exceed 53 hours.

## Post-incubation of blood collection tubes and harvesting of plasma

Prior to harvesting plasma, samples in QFT-Plus Blood Collection Tubes must have been incubated at 37°C for 16–24 hours. The incubator does not require CO<sub>2</sub> or humidification.

12. After incubation, blood collection tubes may be held between 4°C to 27°C for up to 3 days prior to centrifugation.
13. After incubation of the tubes at 37°C ± 1°C, harvesting of the plasma is facilitated by centrifuging tubes for 15 minutes at 2000 to 3000 RCF (g). The gel plug will separate the cells from the plasma. If this does not occur, the tubes should be re-centrifuged.
14. It is possible to harvest the plasma without centrifugation, but additional care is required to remove the plasma without disturbing the cells.
15. Plasma samples should only be harvested using a pipette.

Important: After centrifugation, avoid pipetting up and down or mixing plasma by any means prior to harvesting. At all times, take care not to disturb material on the surface of the gel.












Plasma samples can be loaded directly from centrifuged blood collection tubes into either the QFT-Plus ELISA plate, or onto the LIAISON XL Analyzer or LIAISON XS Analyzer . Plasma samples can be stored in centrifuged QFT-Plus Blood Collection Tubes for up to 28 days at 2–8°C. Or harvested plasma samples can be stored for up to 28 days at 2°C

to 8°C. Harvested plasma samples can also be stored below –20°C (preferably less than –70°C) for extended periods.

For adequate test samples, harvest at least 150 µl of plasma.

# Symbols

The following symbols may appear on the packaging and labeling:

Symbol	Symbol definition
	Legal manufacturer
	For in vitro diagnostic use
	Batch code
	Catalog number
	Global Trade Item Number
	Use by
	Temperature limitation
	Consult instructions for use
	Do not reuse
	Keep away from sunlight
	Sterilized using irradiation

## Contact Information

For technical assistance and more information, please call toll-free 800-362-7737, see our Technical Support Center at [www.qiagen.com/contact](http://www.qiagen.com/contact) or contact one of the QIAGEN Technical Service Departments (see back cover or visit [www.qiagen.com](http://www.qiagen.com)).

# Document Revision History

Revision	Description
R7, September 2022	Updated lithium-heparin tube storage conditions post-blood draw Added instructions for storage, centrifugation, and harvesting blood samples
R8, January 2023	Updated lithium-heparin to match QF-TB Gold Plus ELISA IFU section.
R09 January 2023	Added sodium-heparin tube as an alternative blood collection tube
R10 September 2023	Added new DiaSorin LIAISON QuantiFERON-TB Gold Plus assay reference



This page intentionally left blank.

This page intentionally left blank.

#### Limited License Agreement for QuantiFERON®-TB Gold Plus Blood Collection Tubes Kit

Use of this product signifies the agreement of any purchaser or user of the product to the following terms:

1. The product may be used solely in accordance with the protocols provided with the product and this handbook and for use with components contained in the panel only. QIAGEN grants no license under any of its intellectual property to use or incorporate the enclosed components of this panel with any components not included within this panel except as described in the protocols provided with the product, this handbook, and additional protocols available at [www.qiagen.com](http://www.qiagen.com). Some of these additional protocols have been provided by QIAGEN users for QIAGEN users. These protocols have not been thoroughly tested or optimized by QIAGEN. QIAGEN neither guarantees them nor warrants that they do not infringe the rights of third-parties.
2. Other than expressly stated licenses, QIAGEN makes no warranty that this panel and/or its use(s) do not infringe the rights of third-parties.
3. This panel and its components are licensed for one-time use and may not be reused, refurbished, or resold.
4. QIAGEN specifically disclaims any other licenses, expressed or implied other than those expressly stated.
5. The purchaser and user of the panel agree not to take or permit anyone else to take any steps that could lead to or facilitate any acts prohibited above. QIAGEN may enforce the prohibitions of this Limited License Agreement in any Court, and shall recover all its investigative and Court costs, including attorney fees, in any action to enforce this Limited License Agreement or any of its intellectual property rights relating to the panel and/or its components.

For updated license terms, see [www.qiagen.com](http://www.qiagen.com).

Trademarks: QIAGEN®, Sample to Insight®, QFT®, QuantiFERON® (QIAGEN Group); LIAISON® (DiaSorin). Registered names, trademarks, etc. used in this document, even when not specifically marked as such, are not to be considered unprotected by law.

September 2023 1132999 © 2023 QIAGEN, all rights reserved.

Ordering [www.qiagen.com/shop](http://www.qiagen.com/shop) | Technical Support [support.qiagen.com](http://support.qiagen.com) | Website [www.qiagen.com](http://www.qiagen.com)