


Specimen Collection Guide



Test Information	Transport Media	Specimen Type	Transport Instructions
Aerobic Culture with Gram Stain <ul style="list-style-type: none"> AERCU CPT 87070, 87205 	<p>eSwab (flocked swab with liquid Amies) Supply ID MICRO124</p>	ESwab Superficial skin, ear, throat, nasopharyngeal, superficial wound, vaginal, cervical, perirectal.	Submit <u>room temperature</u> within 24 hours strongly recommended. Can accept up to 48 hours.
Aerobic/Anaerobic Culture with Gram Stain <ul style="list-style-type: none"> ANACU CPT 87070, 87075, 87205 			
Group A Strep / Throat Culture <ul style="list-style-type: none"> STRSC CPT 87081 	<p>Sterile Container Supply ID MICRO117</p>	Sterile Container Tissue, pus, purulent fluid, respiratory specimens, body fluid or any body site or fluid, skin biopsy.	Minimum 5ml of fluid in sterile container. Keep small tissue sections moist with sterile non-bacteriostatic saline.
Group A Strep Screen, Rapid, with Reflex to Group A Strep Culture <ul style="list-style-type: none"> GASPCR CPT 87081, 87880 			
Group B Strep PCR <ul style="list-style-type: none"> GBSPCR CPT 87081 			
MRSA Screening Culture <ul style="list-style-type: none"> MRSCU CPT 87081 			
Sinus Culture with Gram Stain <ul style="list-style-type: none"> SINCU CPT 87070, 87025 			
Fungus Culture <ul style="list-style-type: none"> FUNCU CPT 87102 			
Fungus Culture (Skin, Hair, Nails) <ul style="list-style-type: none"> FUNDCU CPT 87101 			

Test Information	Transport Media	Specimen Type	Transport Instructions
Urine Culture <ul style="list-style-type: none"> URNCU CPT 87086 	<p>Urine Culture & Sensitivity Kit Supply ID MICRO107</p>	Clean catch, catheter, cystoscopic or suprapubic urines.	Submit grey top preservative tube room temp within 24 hours strongly recommended. Can accept up to 48 hours.


Test Information	Transport Media	Specimen Type	Transport Instructions
COVID 19 by PCR <ul style="list-style-type: none"> COV19 CPT 87635 	<p>Universal Viral Transport Supply ID MICRO 114</p>	Nasopharyngeal swab	Submit <u>refrigerated</u> . Can accept up to 72 hours.
Influenza A/B, RSV, COVID <ul style="list-style-type: none"> FABRS CPT 87637 			
Respiratory Pathogen Panel by PCR <ul style="list-style-type: none"> RESPP CPT 0202U 			
Bordetella pertussis DNA Detection <ul style="list-style-type: none"> BPERD CPT 87798 			



Specimen Collection Guide

Test Information	Transport Media	Specimen Type	Transport Instructions
<p>Herpes Simplex Virus 1 & 2, DNA Direct Detection, Swab</p> <ul style="list-style-type: none"> • HSVD • CPT 87529 	 <p>Universal Viral Transport Supply ID MICRO114</p> <p>Use swab provided.</p>	<p>Swab should be rolled in base of fresh vesicle to obtain cells.</p> <p>All other specimens (bone marrow in EDTA, bronch wash/BAL, amniotic fluid, CSF and tissue, body fluid other than blood) should be submitted in a sterile container and ordered with test codes found on https://www.reglab.org/</p>	<p>Submit <u>refrigerated</u> or within 24 hours strongly recommended.</p> <p>Can accept up to 48 hours.</p>
<p>Human Herpes Virus 6 (HHV6)</p> <ul style="list-style-type: none"> • HHV60 • CPT 87532 			
<p>Varicella Zoster DNA Detection</p> <ul style="list-style-type: none"> • VZVD • CPT 87798 			
<p>CMV DNA Detection</p> <ul style="list-style-type: none"> • CMVDO • CPT 87496 			
<p>Epstein Barr Virus (EBV) DNA Detection</p> <ul style="list-style-type: none"> • EBVDO • CPT 87798 			
<p>Adenovirus DNA Detection</p> <ul style="list-style-type: none"> • ADVOT • CPT 87798 			

Test Information	Transport Media	Specimen Type	Transport Instructions
<p>CMV DNA Detection Buccal Swab <21 Days Old</p> <ul style="list-style-type: none"> • CCMVD • CPT 87496 	 <p>Universal Viral Transport Supply ID MICRO114 (Use swab provided)</p> <p>OR</p>  <p>Sterile Container Supply ID MICRO117</p>	<p>Buccal Swab</p> <p>Urine</p>	<p>Submit <u>refrigerated</u> or within 24 hours strongly recommended.</p> <p>Can accept up to 48 hours.</p> <p>Submit <u>refrigerated</u> within 8 hours. If > 8 hours, <u>freeze</u> sample for up to 3 days.</p>







Specimen Collection Guide

Test Information	Transport Media	Specimen Type	Transport Instructions
Stool Culture <ul style="list-style-type: none"> STCULT CPT 87045, 87046, 87427 	 <p>Enteric Plus Pathogens Container Supply ID MICRO106</p>	Stool	Transfer stool to container immediately after collection, then shake firmly to ensure the specimen is mixed. Submit at <u>room temperature</u> ASAP. Samples collected on Friday must be received before 8am Saturday.


Test Information	Transport Media	Specimen Type	Transport Instructions
Gastrointestinal Pathogen Panel* <ul style="list-style-type: none"> GIP CPT 87507 <p><i>*Patient consent for non-covered services or ABN must be submitted with test.</i></p>	 <p>Enteric Plus Pathogens Container Supply ID MICRO106</p> <p>OR</p>  <p>Cary Blair Stool (ARUP) Supply ID Z_ARUP3</p>	Stool	Transfer stool to container immediately after collection, then shake firmly to ensure the specimen is mixed. Submit at <u>room temperature</u> ASAP.


GI Pathogen Panel Includes the Following	
<ul style="list-style-type: none"> Campylobacter sp. Plesiomonas shigelloides Salmonella sp. Yersinia enterocolitica Vibrio sp. Vibrio cholera Enteroaggregative E. Coli (EAEC) Enteropathogenic E. coli (EPEC) Shiga-like toxin producing E. coli (STEC) stx1/s E. coli O157 Shigella/Enteroinvasive E. coli (EIEC) 	<ul style="list-style-type: none"> Adenovirus F 40/41 Astrovirus Norovirus GI/GII Rotavirus A Sapovirus Cryptosporidium Cyclospora cayetanensis Entamoeba histolytica Giardia lamblia


Specimen Collection Guide

Test Information	Transport Media	Specimen Type	Transport Instructions
<p>Giardia Antigen by EIA</p> <ul style="list-style-type: none"> • GAEIA • CPT 87329 <p>Cryptosporidium Antigen by EIA</p> <ul style="list-style-type: none"> • CRPTAG • CPT 87328 	 <p>Enteric Plus Pathogens Container Supply ID MICRO106</p> <p>OR</p>  <p>Cary Blair Stool (ARUP) Supply ID Z_ARUP3</p> <p>OR</p>  <p>AlcorFix Stool (ARUP) Supply ID Z_ARUP5</p> <p>OR</p>  <p>Sterile Container Supply ID MICRO117</p>	<p>Stool</p>	<p>Transfer stool to container immediately after collection, then shake firmly to ensure the specimen is mixed.</p> <p>Submit within 24hrs</p> <p>Unpreserved raw stool must be submitted <u>frozen</u>.</p>
<p>Ova & Parasite, Immunocompromised or Travel History</p> <ul style="list-style-type: none"> • OPFEC • CPT 87177, 87209 	 <p>AlcorFix Stool (ARUP) Supply ID Z_ARUP5</p> <p>OR</p>  <p>Ova & Parasite Stool Collection Vial (ProtoFix) Supply ID MICRO105</p>	<p>Stool</p>	<p>Transfer stool to container immediately after collection, then shake firmly to ensure the specimen is mixed.</p> <p>Transport at <u>room temperature</u>.</p>




Specimen Collection Guide


Test Information	Transport Media	Specimen Type	Transport Instructions
Clostridium difficile Toxin <ul style="list-style-type: none"> • CDIFD • CPT 87324, 87449 	 <p>Sterile Container Supply ID MICRO117</p>	Stool (must be liquid)	Transfer stool to container immediately after collection. Submit unpreserved stool <u>refrigerated up to 5 days</u> . Freeze if not tested within 5 days.

Test Information	Transport Media	Specimen Type	Transport Instructions
Rotavirus <ul style="list-style-type: none"> • AGROTA • CPT 87425 Helicobacter pylori Antigen <ul style="list-style-type: none"> • HPYAG • CPT 87338 Stool WBC <ul style="list-style-type: none"> • STWBC • CPT 83630 	 <p>Sterile Container Supply ID MICRO117</p>	Stool	Transfer stool to container immediately after collection. Submit <u>refrigerated</u> . Specimen can also be frozen for extended stability. Rotavirus and H. pylori must be tested within 72 hours if refrigerated, 1 week if frozen. WBC must be tested within 48 hours of collection if refrigerated, 72 hours if frozen.




Test Information	Transport Media	Specimen Type	Transport Instructions
Stool Occult Blood (screening) <ul style="list-style-type: none"> • FHB • CPT 82274 Stool Occult Blood (diagnostic) <ul style="list-style-type: none"> • FHBD • CPT 82274 	 <p>Hemasure IFOB Stool Mailer Kit Supply ID KIT_30</p>	Stool	Transfer stool to collection kit immediately after collection. Submit <u>refrigerated</u> .


Specimen Collection Guide

Test Information	Transport Media	Specimen Type	Transport Instructions
<p>Blood Culture, Aerobic & Anaerobic</p> <ul style="list-style-type: none"> • BLDCU • CPT 87040 <p>Blood Culture, Pediatric</p> <ul style="list-style-type: none"> • BLDA • CPT 87040 	<div style="display: flex; justify-content: space-around; align-items: center;"> <div style="text-align: center;">  <p>Aerobic Blood Culture Supply ID MICRO101</p> </div> <div style="text-align: center;">  <p>Anaerobic Blood Culture Supply ID MICRO102</p> </div> <div style="text-align: center;">  <p>Pediatric Blood Culture Supply ID MICRO104</p> </div> </div>	<p>3.0-10.0 mL of blood into each aerobic (blue) and anaerobic (purple) bottle. Optimum blood specimen is 20 mL.</p> <p>For Pediatric patients, 1.0-3.0 mL of blood injected into Pediatric (pink) aerobic culture bottle is sufficient.</p>	<p>Submit <u>room temperature</u> or within 24 hours strongly recommended.</p>





Test Information	Transport Media	Specimen Type	Transport Instructions
<p>Tissue Culture with Gram Stain</p> <ul style="list-style-type: none"> • TISCU • CPT 87070, 87075, 87176, 87205 <p>Acid Fast Culture with Acid Fast Stain</p> <ul style="list-style-type: none"> • AFBCU • CPT 87116, 87206 <p>Fungus Culture</p> <ul style="list-style-type: none"> • FUNCU • CPT 87102 <p>Fungus Culture for Dermatophyte (Skin Scrapings, Hair, Nails)</p> <ul style="list-style-type: none"> • FUNDCU • CPT 87101 	<div style="text-align: center;">  <p>Sterile Container Supply ID MICRO117</p> </div>	<p>Tissue Culture: Tissue or bone, moistened slightly with sterile saline, in sterile container. Do not place tissue in eSwab or any other swab container.</p> <p>Acid Fast Culture: Tissue, body fluid, drainage, respiratory specimens. Minimum volume 5ml.</p> <p>Fungus Culture: Tissue moistened slightly with sterile saline, pus, purulent fluid, respiratory specimens, body fluid or biopsy. Minimum volume 5ml.</p> <ul style="list-style-type: none"> • Full fungal culture with yeast ID if present. • For immunocompromised patients. <p>Tissue specimen requirements</p> <ul style="list-style-type: none"> • 1mm required if tissue culture only (TISCU) • 5mm required if culture, acid fast and fungus (FUNCU, TISCU, AFBCU) 	<p>Submit <u>refrigerated</u>.</p> <p>Submit <u>refrigerated</u>.</p> <p>Submit <u>room temperature</u>.</p> <p>Submit <u>room temperature</u>.</p>

Specimen Collection Guide

Test Information	Transport Media	Transport Instructions
<p>Cytology, Genital Screen/Pap Smear Screen or Diagnostic</p> <ul style="list-style-type: none"> • CYGR • CPT Varies <p>HPV</p> <ul style="list-style-type: none"> • HPVSP • 87624 	 <p>SurePath Vial Supply ID PAP3</p>  <p>SurePath Broom Supply ID PAP1</p>  <p>SurePath Brush & Spatula Supply ID PAP2</p>	<p>Submit <u>room temperature</u>.</p>

Test Information	Transport Media	Specimen Type	Transport Instructions
<p>Vaginal Pathogens, PCR for Bacterial Vaginosis, Candida species and Trichomonas vaginalis</p> <ul style="list-style-type: none"> • VAGPCR • CPT 0352U 	 <p>GeneXpert Swab Collection Kit Supply ID MICRO 127</p>	<p>Vaginal fluid</p>	<p>Submit <u>room temperature</u>.</p>

Specimen Collection Guide

Test Information	Transport Media	Specimen Type	Transport Instructions
<p>Chlamydia trachomatis / N. gonorrhoeae by Amplified Probe</p> <ul style="list-style-type: none"> • STDSW • CPT 87491, 87591 	 <p>cobas® PCR Media Dual Swab kit/MICRO131</p> <p>OR</p>  <p>cobas® PCR urine sample kit/MICRO130</p> <p><i>If ordering STDSW and TVAG, send a collection kit for each test.</i></p>	<p>Endocervical-flocked swab from cobas® PCR Media Dual Swab kit/MCRO131.</p> <p>Rectal, throat, urethral, vaginal-woven swab from cobas® PCR Media Dual Swab Sample Packet/MCRO131.</p> <p>Urine: Patient should NOT urinate for at least 1 hour prior to collection of specimen. Patient should collect the 10-50 ml of the initial urine stream in a sterile preservative-free collection cup. Immediately transfer urine into the cobas PCR media tube using the provided disposable pipette. The correct volume of urine has been added when the fluid level is between the two black lines on the tube label. Tightly recap the cobas PCR media tube and invert the tube 5 times to mix.</p>	<p>Submit <u>room temperature</u> within 30 days of collection.</p> <p>Submit <u>room temperature</u> within 30 days of collection.</p>
<p>Trichomonas vaginalis by TMA</p> <ul style="list-style-type: none"> • TVAG • CPT 87661 	 <p>Aptima Swab— Supply ID Z_ARUP8</p> <p>OR</p>  <p>Aptima Urine Transport— Supply ID Z_ARUP9</p> <p><i>If ordering STDSW and TVAG, send a collection kit for each test.</i></p>	<p>Endocervical or vaginal swab submitted in Aptima swab transport kit.</p> <p>Urine: Patient should NOT urinate for at least 1 hour prior to collection of specimen. Patient should collect ONLY the first 20-30 ml of the initial urine stream in a sterile urine cup. Transfer 2ml of urine into the Aptima urine transport tube.</p>	<p>Submit <u>room temperature</u></p>